




ΔL_w 20 dB

Aluminized film



High density foam

In compliance with the EN 16354 norm

insulParq 2+

High performance acoustic underlays

REDUCES IMPACT NOISES & REFLECTED WALKING SOUNDS FROM PARQUET FLOORING

Application

- UNDER WOODEN FLOOR FINISHES INCLUDING :
 - LAMINATES
 - PARQUET
 - ...

Advantages

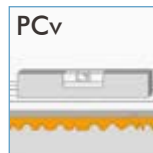
- Outstanding performance against impact noises
- Reduces the reflected walking sounds
- In roll : quick and easy laying
- Aluminized film and glued overlaps included
- Protection from the damp
- Resists against punching and punctual loads
- Protects the flooring joint system
- Levels the few unevenness of the floor
- Suitable for heating floor
- Thermal insulation



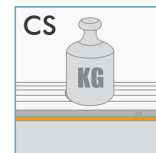
Reduction of impact noises :
 ΔL_w 20 dB
 EN ISO 10140-3 / EN ISO 717-2



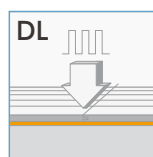
Reduction of reflected walking sound
 15%
 SAAG WS 021029-5 F1



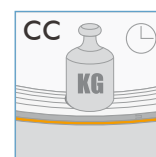
Compensation for floor unevenness :
 1,5 mm
 CEN TS 16354: 2013-12




Compressive strength
 ≥ 35 kPa
 EN 826



Dynamic load :
 0.125 kPa
 $c \geq 20'000$
 $\Delta d \leq 0.5$ mm
 EN 13793



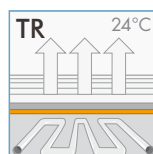
Excellent creep behavior over time :
 ≥ 5 kPa
 EN 1606



Resistance to impact by large diameter ball. :
 1,2 m
 EN 13329 Annex F
 EN 438 Chapter 21



Efficient protection against damp :
 $SD = 200$ m
 EN 12086



Suitable for underfloor heating :
 $R = 0,045$ m²K/W
 EN 12667 / EN 12664



Reaction to fire :
 class E_{fl}
 EN ISO 11925-2 ; classification EN 13501-1, Table 2

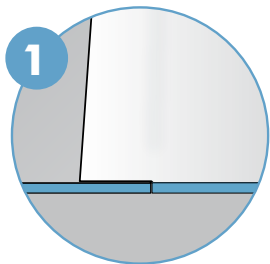
insulParq 2+

Description

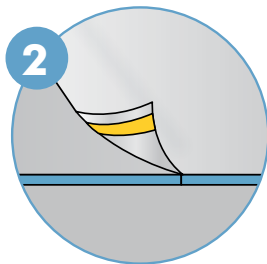
insulParq 2+ is a thin acoustic underlay for floating wooden floor finishes. It reduces the impact sound transfers between the floors as well as diminishes the resonance of sound from someone walking over the wooden flooring. insulParq 2+ is made of high density polyethylene foam with micro closed cells. It is covered by a protecting aluminized film and includes a flat glued overlaps. insulParq 2+ protects the parquet flooring from the rising damp. The material does not contain any CFC, HCFH nor toxic component.

Installation instructions

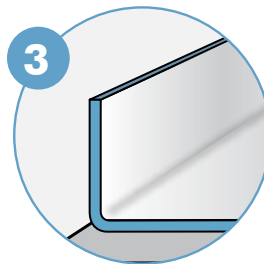
The floor should be smooth and carefully brushed. Unroll insulParq 2+ from one side of the room to the other, leaving a surplus at each end running slightly up each wall. Adjust the overlap on the double sided adhesive with the opposite strip. Release the yellow protection band and make the final junction. Lay the parquet flooring and, only after this has been done, trim the surplus insulParq 2+. Attach the skirting board to the wall, slightly higher than the flexible flooring, so that the two do not touch. Seal the gap between the skirting board and the flooring with a silicone sealant.



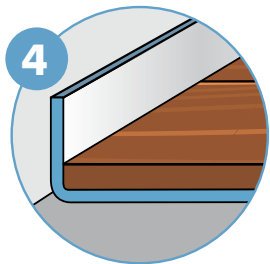
1
Unroll insulParq edge to edge



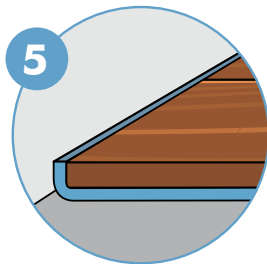
2
Remove the protective yellow band to fix the lateral layer



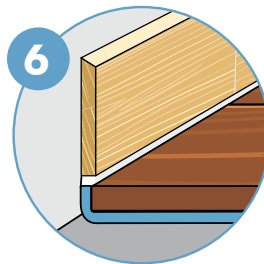
3
Pull-up insulParq 2+ along the walls



4
Place the parquet flooring, leaving the surplus underlay



5
Trim the surplus insulParq 2+



6
Attach the skirting board a few millimetres above the parquet flooring, then fill the gap with sealant



Characteristics

Material: micro cells polyethylene foam + watertight aluminized film

Thickness: $\pm 2 \text{ mm}^1$

Acoustic insulation: $\Delta L_w 20 \text{ dB}^2$

Reduction of walking sound: until 15 %²⁾

R value: $0,045 \text{ m}^2\text{K/W}$

Standard roll size:

15 m x 1 m

Color: Silver (film) & blue (foam)

Fire resistance : class E_{fl}

Palet : 20 rolls = 300 m²

Flat overlaps included

1) under 1,5 kPa, tolerance 10%

2) Tested under a 7mm parquet flooring



insulco sprl • Z.I. Sud (1) • Rue Buisson aux Loups, 1a • 1400 Nivelles • Belgium

Phone : 067/41 16 10 • Fax : 067/41 16 16 • insulco@insulco.be

Website : www.insulco.eu

All information provided is the result of studies and experience. It is communicated in good faith, but may under no circumstances constitute a guarantee on our part, nor engage our liability, even if the rights of third parties are violated. Responsible publisher : Insulco sprl, rue Buisson aux Loups 1a, Z.I. Sud, 1400 Nivelles, Belgium - Edition 2018/12 Enterprise number : BE 0405.642.815 – RPM Nivelles

insulco
insulation products